WELCOME TO CELL C

HOME CONNECTA FIBRE

Thank you for subscribing to Home Connecta Fibre. You are only a few steps away from enjoying uncapped, ultrafast data that never runs out.

LET'S GET YOU STARTED

Please keep your router safe until your Fibre is active.

Scheduled your installation yet?

Installation done?

Ready to set up your router?

1

Fibre installers will call you (on the number you provided) to schedule your installation. Try to keep to the scheduled time to avoid delays.

2

Once installed, your fibre service may take up to five business days to activate.

3

Once you receive confirmation that your fibre is active, unpack your router and follow the instructions inside this sleeve to set it up.

YOU'RE ONE STEP CLOSER

Let's set up your router.

UNPACK:

a

Router

b

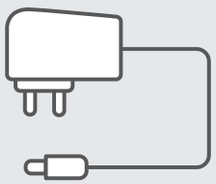

Power Adapter

c

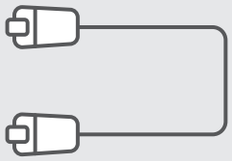

Ethernet Cable

1. Plug in your router and power adapter.

2. Plug the ethernet cable into port 'LAN 1'

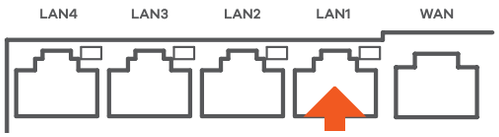

at bottom of the Fibre box, (ONT/CPE) on your wall,

3. and into the WAN port on your router.

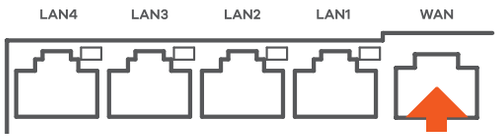

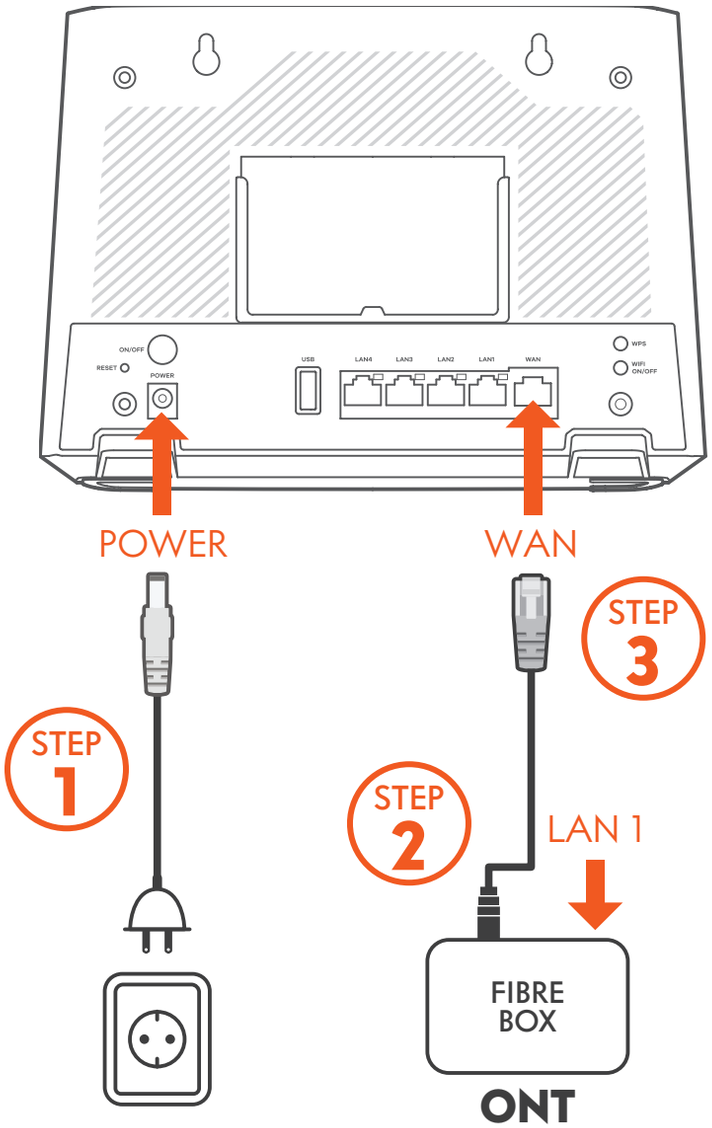

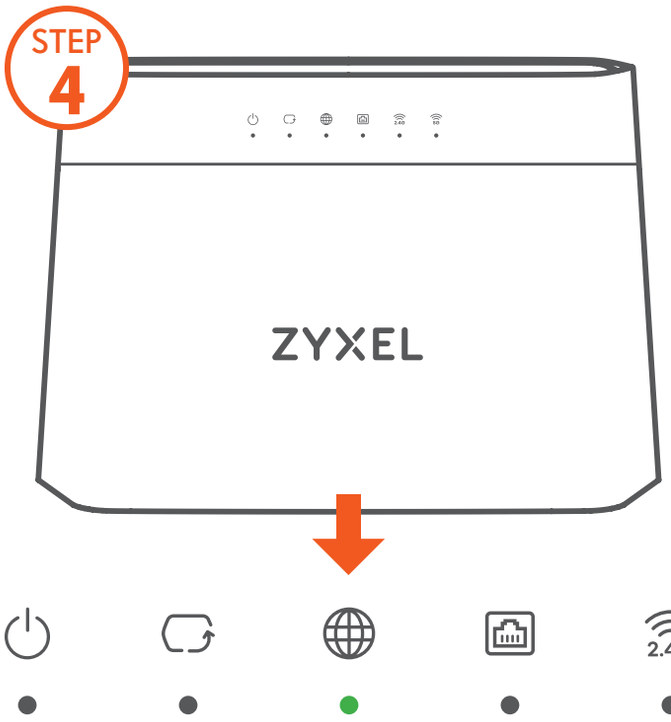

4. Turn your router on and wait 10 to 60 minutes until your internet lights turn green.

STEP 5

CONNECT & CHANGE YOUR WORLD

5. Follow these simple steps to connect your new Wi-Fi:

- On your device, search and connect to the Wi-Fi name provided (SSID at the back of the router).
- Use the Wireless Key on the back of the Wi-Fi router as the Wi-Fi password.
- You're now connected and ready to enjoy data that never runs out!

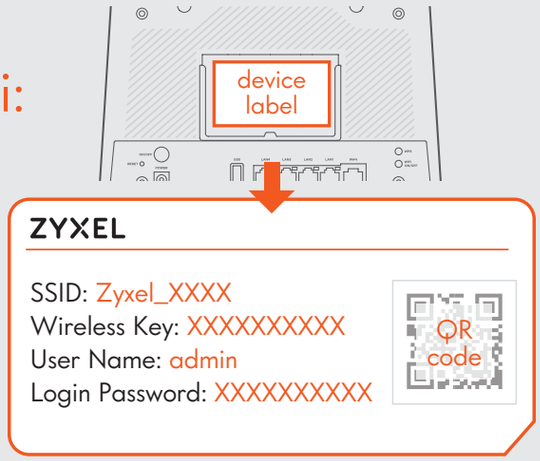

LET'S MAKE IT PERSONAL

Optional: Choose a special username and password for your home network:

Connect to your Wi-Fi from a laptop or phone

1. Type 192.168.1.1 into the URL field on your browser.

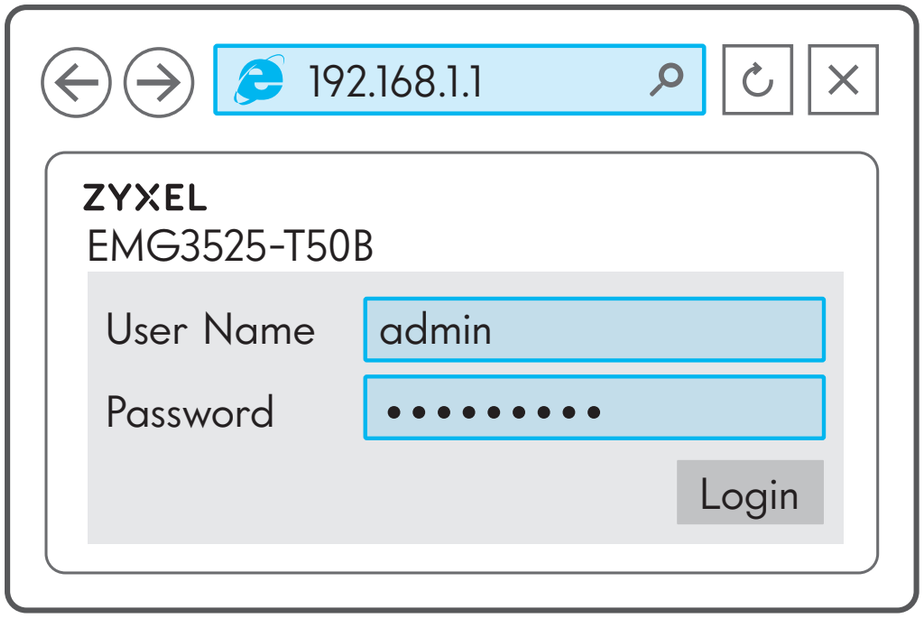

Your login details are:

Username: admin
Login Password: (find the 'Login Password' on the back of your router)

Remember to reconnect any devices that use the internet with your new Wi-Fi name and password.

2. Once you've logged in, you will be directed to the 'Home' screen. Click on the yellow highlighted arrow at 'Wi-Fi Settings'.

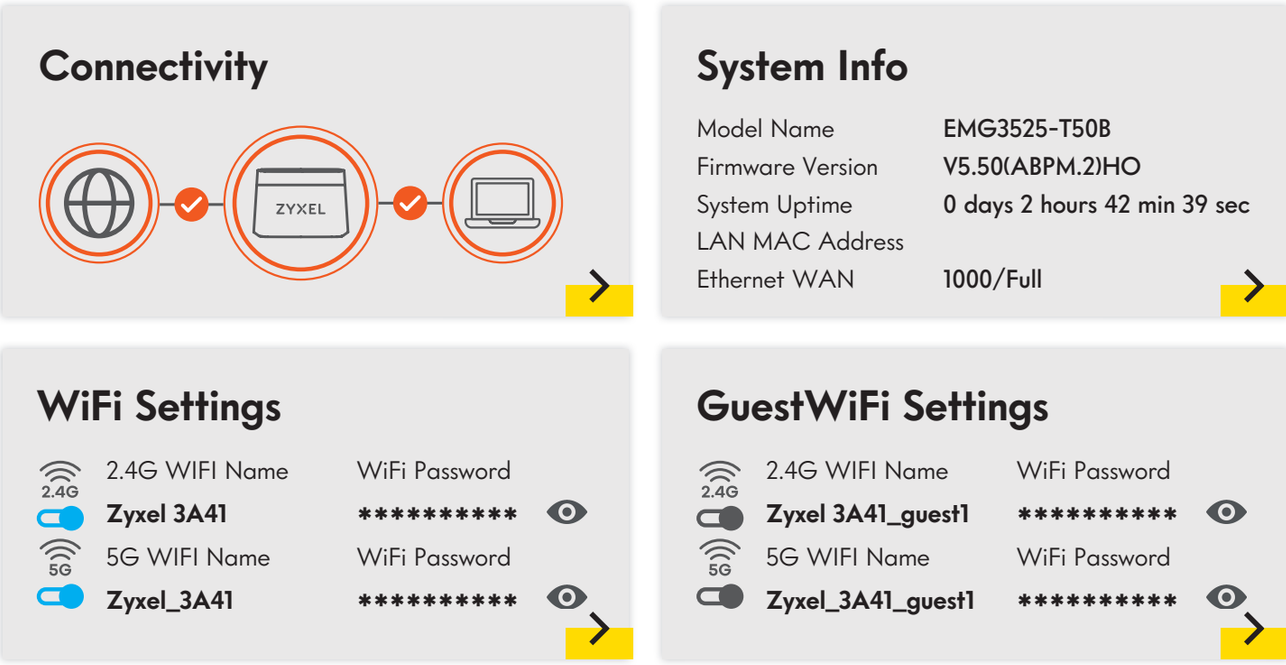

3. You can change the Wi-Fi name and password to anything you wish here, so get creative!

4. Leave the box ticked at "keep 2.4G and 5G" the same so that it's easier and faster for your internet to connect.

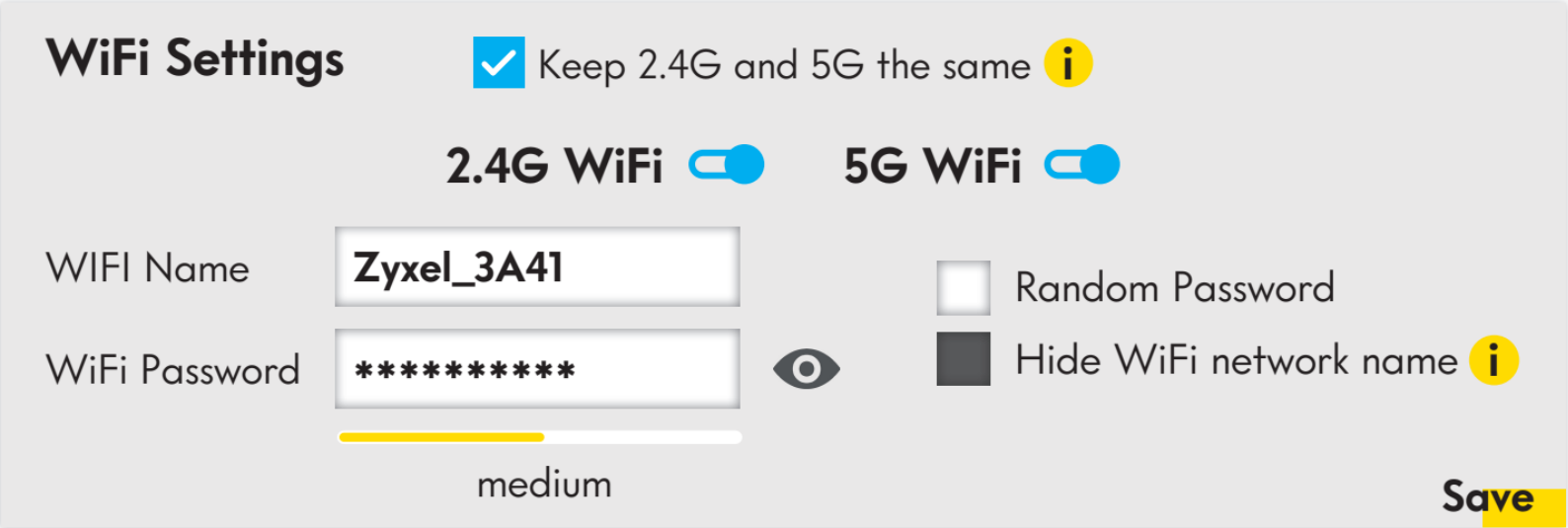

You'll never look back!

FIBRE CUSTOMER SUPPORT:

084 143 4273 | SUPPORT@CFIBRE.CO.ZA

Cell C
CHANGE YOUR WORLD